



# Contract - Detailed

Pella Window and Door Showroom of Tysons Corner  
 8150 Leesburg Pike Suite 140  
 Vienna, VA 22182  
**Phone:** (301) 354-3689 **Fax:**

**Sales Rep Name:** OWENS, TROY  
**Sales Rep Phone:** 301-957-7000  
**Sales Rep Fax:**  
**Sales Rep E-Mail:** towens@PellaMidAtlantic.com

Customer Information	Project/Delivery Address	Order Information
<p><b>Sara Harr</b>            4525 Albemarle St NW</p> <p>Washington, DC 20016-2015  <b>Primary Phone:</b> (202) 4414149  <b>Mobile Phone:</b>  <b>Fax Number:</b>  <b>E-Mail:</b> ssharr@gmail.com  <b>Great Plains #:</b> 1005307268  <b>Customer Number:</b> 1009225227  <b>Customer Account:</b> 1005307268</p>	<p><b>*Sara Harr - 4525 Albemarle St NW, Washington, DC,</b>            4525 Albemarle St NW</p> <p><b>Lot #</b>            Washington, DC 20016  <b>County:</b></p>	<p><b>Quote Name:</b> *Sara Harr - 4525 Albemarle St NW,</p> <p><b>Order Number:</b> 717  <b>Quote Number:</b> <b>17819808</b>  <b>Order Type:</b> Installed Sales  <b>Payment Terms:</b> Prepaid  <b>Tax Code:</b> DCINSTALL8  <b>Quoted Date:</b> 2/13/2024</p>

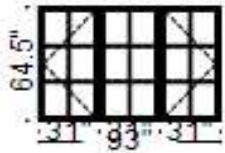
Customer Notes: Remove windows and steel frames and set new windows to the same spot as the old ones are now, we are installing new interior trim and returns and customer will pick the profile at pre check. On the windows that will be inside siding she may want them to have white capping ( please confirm at pre check) Home built 1958 and if lead paint is found we will do lead safe install and will submit to DOEE to see if abatement is needed or just lead safe. If abatement is needed that will have to be done by another contractor ( NOT PELLAA )

Line #	Location:	Attributes	Item Price	Qty	Ext'd Price
--------	-----------	------------	------------	-----	-------------

10 Living Room

**Lifestyle, 3-Wide Casement, 93 X 64.5, Without HGP, Black**

\$6,542.99 1 \$6,542.99



PK #  
2157

Viewed From Exterior

**1: Non-Standard Size Non-Standard Size Left Casement**  
**Frame Size:** 31 X 64 1/2  
**General Information:** No Package, Without Hinged Glass Panel, Clad, Pine, 5", 3 11/16"  
**Exterior Color / Finish:** Standard Enduraclad, Black  
**Interior Color / Finish:** Prefinished White Paint Interior  
**Glass:** Insulated Low-E Advanced Low-E Insulating Glass Argon Non High Altitude  
**Hardware Options:** Wash Hinge Hardware, Fold-Away Crank, Matte Black, No Window Opening Control Device, No Limited Opening Hardware, No Integrated Sensor  
**Screen:** Full Screen, White, InView™  
**Performance Information:** U-Factor 0.29, SHGC 0.25, VLT 0.46, CPD PEL-N-14-00687-00001, Performance Class LC, PG 30, Calculated Positive DP Rating 30, Calculated Negative DP Rating 30, Year Rated 08|11, STC 25, OITC 22, Clear Opening Width 21.25, Clear Opening Height 60.375, Clear Opening Area 8.909505, Egress Meets Typical 5.7 sqft (E) (United States Only)  
**Grille:** SDL w/Spacer, No Custom Grille, 7/8", Traditional (2W3H)

**2: Non-Standard Size Non-Standard Size Fixed Sash Set**  
**Frame Size:** 31 X 64 1/2  
**General Information:** No Package, Without Hinged Glass Panel, Clad, Pine, 5", 3 11/16"  
**Exterior Color / Finish:** Standard Enduraclad, Black  
**Interior Color / Finish:** Prefinished White Paint Interior  
**Glass:** Insulated Low-E Advanced Low-E Insulating Glass Argon Non High Altitude  
**Performance Information:** U-Factor 0.28, SHGC 0.28, VLT 0.51, CPD PEL-N-229-00951-00001, Performance Class LC, PG 30, Calculated Positive DP Rating 30, Calculated Negative DP Rating 30, Year Rated 08|11, STC 28, OITC 24  
**Grille:** SDL w/Spacer, No Custom Grille, 7/8", Traditional (2W3H)

**3: Non-Standard Size Non-Standard Size Right Casement**  
**Frame Size:** 31 X 64 1/2  
**General Information:** No Package, Without Hinged Glass Panel, Clad, Pine, 5", 3 11/16"  
**Exterior Color / Finish:** Standard Enduraclad, Black  
**Interior Color / Finish:** Prefinished White Paint Interior  
**Glass:** Insulated Low-E Advanced Low-E Insulating Glass Argon Non High Altitude  
**Hardware Options:** Wash Hinge Hardware, Fold-Away Crank, Matte Black, No Window Opening Control Device, No Limited Opening Hardware, No Integrated Sensor  
**Screen:** Full Screen, White, InView™  
**Performance Information:** U-Factor 0.29, SHGC 0.25, VLT 0.46, CPD PEL-N-14-00687-00001, Performance Class LC, PG 30, Calculated Positive DP Rating 30, Calculated Negative DP Rating 30, Year Rated 08|11, STC 25, OITC 22, Clear Opening Width 21.25, Clear Opening Height 60.375, Clear Opening Area 8.909505, Egress Meets Typical 5.7 sqft (E) (United States Only)  
**Grille:** SDL w/Spacer, No Custom Grille, 7/8", Traditional (2W3H)  
**Vertical Mull 1:** FactoryMull, Standard Joining Mullion, Mull Design Pressure- 20, Overall Thru Direction- Vertical  
**Vertical Mull 2:** FactoryMull, Standard Joining Mullion, Mull Design Pressure- 20, Overall Thru Direction- Vertical  
**Wrapping Information:** No Exterior Trim, 3 11/16", 5", Factory Applied, Pella Recommended Clearance, Perimeter Length = 315".

Frame Size: 93" X 64.5"

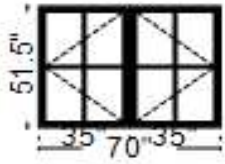
RIW5210 - Full Tear Out Installation - Single Unit < 96UI	Qty	1
RIW6211 - Additional Unit within same opening over 96 united inches	Qty	2
RIW8212 - Steel Casement Removal	Qty	1

Line #	Location:	Attributes	Item Price	Qty	Ext'd Price
--------	-----------	------------	------------	-----	-------------

15 Living Room

**Lifestyle, 2-Wide Casement, 70 X 51.5, Without HGP, Black**

\$4,193.17 2 \$8,386.34



Viewed From Exterior

PK #  
2157

**1: Non-Standard Size Non-Standard Size Left Casement**  
**Frame Size:** 35 X 51 1/2  
**General Information:** No Package, Without Hinged Glass Panel, Clad, Pine, 5", 3 11/16"  
**Exterior Color / Finish:** Standard Enduraclad, Black  
**Interior Color / Finish:** Prefinished White Paint Interior  
**Glass:** Insulated Low-E Advanced Low-E Insulating Glass Argon Non High Altitude  
**Hardware Options:** Wash Hinge Hardware, Fold-Away Crank, White, No Window Opening Control Device, No Limited Opening Hardware, No Integrated Sensor  
**Screen:** Full Screen, White, InView™  
**Performance Information:** U-Factor 0.29, SHGC 0.25, VLT 0.47, CPD PEL-N-14-00679-00001, Performance Class LC, PG 45, Calculated Positive DP Rating 45, Calculated Negative DP Rating 45, Year Rated 08|11, STC 25, OITC 22, Clear Opening Width 25.25, Clear Opening Height 47.375, Clear Opening Area 8.307075, Egress Meets Typical 5.7 sqft (E) (United States Only)  
**Grille:** SDL w/Spacer, No Custom Grille, 7/8", Traditional (2W2H)

**2: Non-Standard Size Non-Standard Size Right Casement**  
**Frame Size:** 35 X 51 1/2  
**General Information:** No Package, Without Hinged Glass Panel, Clad, Pine, 5", 3 11/16"  
**Exterior Color / Finish:** Standard Enduraclad, Black  
**Interior Color / Finish:** Prefinished White Paint Interior  
**Glass:** Insulated Low-E Advanced Low-E Insulating Glass Argon Non High Altitude  
**Hardware Options:** Wash Hinge Hardware, Fold-Away Crank, White, No Window Opening Control Device, No Limited Opening Hardware, No Integrated Sensor  
**Screen:** Full Screen, White, InView™  
**Performance Information:** U-Factor 0.29, SHGC 0.25, VLT 0.47, CPD PEL-N-14-00679-00001, Performance Class LC, PG 45, Calculated Positive DP Rating 45, Calculated Negative DP Rating 45, Year Rated 08|11, STC 25, OITC 22, Clear Opening Width 25.25, Clear Opening Height 47.375, Clear Opening Area 8.307075, Egress Meets Typical 5.7 sqft (E) (United States Only)  
**Grille:** SDL w/Spacer, No Custom Grille, 7/8", Traditional (2W2H)  
**Vertical Mull 1:** FactoryMull, Standard Joining Mullion, Mull Design Pressure- 20, Overall Thru Direction- Vertical  
**Wrapping Information:** No Exterior Trim, 3 11/16", 5", Factory Applied, Pella Recommended Clearance, Perimeter Length = 243".

Frame Size: 70" X 51.5"

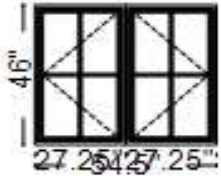
RIW8212 - Steel Casement Removal	Qty	1
RIW6211 - Additional Unit within same opening over 96 united inches	Qty	1
RIW5210 - Full Tear Out Installation - Single Unit < 96UI	Qty	1

Line #	Location:	Attributes	Item Price	Qty	Ext'd Price
--------	-----------	------------	------------	-----	-------------

20 Kitchen

**Lifestyle, 2-Wide Casement, 54.5 X 46, Without HGP, Black**

\$4,534.17 1 \$4,534.17



Viewed From Exterior

PK #  
2157

**1: Non-Standard Size Non-Standard Size Left Casement**

**Frame Size:** 27 1/4 X 46

**General Information:** No Package, Without Hinged Glass Panel, Clad, Pine, 5", 3 11/16"

**Exterior Color / Finish:** Standard Enduraclad, Black

**Interior Color / Finish:** Prefinished White Paint Interior

**Glass:** Insulated Low-E Advanced Low-E Insulating Glass Argon Non High Altitude

**Hardware Options:** Side Pivot Hardware, Fold-Away Crank, White, No Window Opening Control Device, No Limited Opening Hardware, No Integrated Sensor

**Screen:** Full Screen, White, InView™

**Performance Information:** U-Factor 0.29, SHGC 0.25, VLT 0.47, CPD PEL-N-14-00679-00001, Performance Class LC, PG 50, Calculated Positive DP Rating 50, Calculated Negative DP Rating 50, Year Rated 08|11, STC 25, OITC 22, Clear Opening Width 22.875, Clear Opening Height 41.875, Clear Opening Area 6.652018, Egress Meets Typical 5.7 sqft (E) (United States Only)

**Grille:** SDL w/Spacer, No Custom Grille, 7/8", Traditional (2W2H)

**2: Non-Standard Size Non-Standard Size Right Casement**

**Frame Size:** 27 1/4 X 46

**General Information:** No Package, Without Hinged Glass Panel, Clad, Pine, 5", 3 11/16"

**Exterior Color / Finish:** Standard Enduraclad, Black

**Interior Color / Finish:** Prefinished White Paint Interior

**Glass:** Insulated Low-E Advanced Low-E Insulating Glass Argon Non High Altitude

**Hardware Options:** Side Pivot Hardware, Fold-Away Crank, White, No Window Opening Control Device, No Limited Opening Hardware, No Integrated Sensor

**Screen:** Full Screen, White, InView™

**Performance Information:** U-Factor 0.29, SHGC 0.25, VLT 0.47, CPD PEL-N-14-00679-00001, Performance Class LC, PG 50, Calculated Positive DP Rating 50, Calculated Negative DP Rating 50, Year Rated 08|11, STC 25, OITC 22, Clear Opening Width 22.875, Clear Opening Height 41.875, Clear Opening Area 6.652018, Egress Meets Typical 5.7 sqft (E) (United States Only)

**Grille:** SDL w/Spacer, No Custom Grille, 7/8", Traditional (2W2H)

**Vertical Mull 1:** FactoryMull, Standard Joining Mullion, Mull Design Pressure- 20, Overall Thru Direction- Vertical

**Wrapping Information:** No Exterior Trim, 3 11/16", 5", Factory Applied, Pella Recommended Clearance, Perimeter Length = 201".

**Frame Size:** 54.5" X 46"

Customer Notes: This is the kitchen window which sits below the counter now, we are bringing the bottom up to 46 inches so customer can add a backsplash with the new kitchendesign

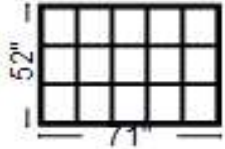
<b>RIW6211 - Additional Unit within same opening over 96 united inches</b>	Qty	1
<b>RIW5210 - Full Tear Out Installation - Single Unit &lt; 96UI</b>	Qty	1
<b>RIW8212 - Steel Casement Removal</b>	Qty	1
<b>RIW5271A - Widen Frame Opening additional over 10' - Per Ft</b>	Qty	2
<b>RIW7287 - Reinstall Security Bars w/ lag bolts</b>	Qty	2

Line #	Location:	Attributes	Item Price	Qty	Ext'd Price
--------	-----------	------------	------------	-----	-------------

25 Primary bed

**Lifestyle, Direct Set, Fixed Frame, 71 X 52, Without HGP, Black**

Item Price	Qty	Ext'd Price
\$3,128.85	1	\$3,128.85



PK #  
2157

Viewed From Exterior

**1: 7152 Fixed Frame Direct Set**

**Frame Size:** 71 X 52

**General Information:** No Package, Without Hinged Glass Panel, Interior Glazed, Standard, Clad, Pine, 5", 3 11/16"

**Exterior Color / Finish:** Standard Enduraclad, Black

**Interior Color / Finish:** Prefinished White Paint Interior

**Glass:** Insulated Dual Low-E Advanced Low-E Insulating Glass Argon Non High Altitude

**Performance Information:** U-Factor 0.28, SHGC 0.29, VLT 0.55, CPD PEL-N-18-04218-00001, Performance Class AW, PG 50, Calculated Positive DP Rating 50, Calculated Negative DP Rating 50, Year Rated 08|11, STC 28, OITC 24

**Grille:** SDL w/Spacer, No Custom Grille, 7/8", Traditional (5W3H)

**Wrapping Information:** No Exterior Trim, 3 11/16", 5", Factory Applied, Pella Recommended Clearance, Perimeter Length = 246".

**Frame Size:** 71" X 52"

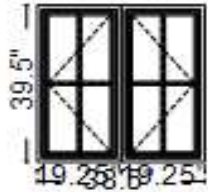
- |  |       |
|--|-------|
| <b>RIW6211 - Additional Unit within same opening over 96 united inches</b> | Qty 1 |
| <b>RIW5210 - Full Tear Out Installation - Single Unit &lt; 96UI</b>        | Qty 1 |
| <b>RIW8212 - Steel Casement Removal</b>                                    | Qty 1 |

Line #	Location:	Attributes	Item Price	Qty	Ext'd Price
--------	-----------	------------	------------	-----	-------------

30 Primary bed

**Lifestyle, 2-Wide Casement, 38.5 X 39.5, Without HGP, Black**

\$3,493.06 1 \$3,493.06



Viewed From Exterior

PK #  
2157

**1: Non-Standard Size Non-Standard Size Left Casement**

**Frame Size:** 19 1/4 X 39 1/2

**General Information:** No Package, Without Hinged Glass Panel, Clad, Pine, 5", 3 11/16"

**Exterior Color / Finish:** Standard Enduraclad, Black

**Interior Color / Finish:** Prefinished White Paint Interior

**Glass:** Insulated Low-E Advanced Low-E Insulating Glass Argon Non High Altitude

**Hardware Options:** Wash Hinge Hardware, Fold-Away Crank, White, No Window Opening Control Device, No Limited Opening Hardware, No Integrated Sensor

**Screen:** Full Screen, White, InView™

**Performance Information:** U-Factor 0.29, SHGC 0.25, VLT 0.47, CPD PEL-N-14-00679-00001, Performance Class LC, PG 50, Calculated Positive DP Rating 50, Calculated Negative DP Rating 50, Year Rated 08|11, STC 25, OITC 22, Clear Opening Width 9.5, Clear Opening Height 35.375, Clear Opening Area 2.333767, Egress Does not meet typical United States egress, but may comply with local code requirements

**Grille:** SDL w/Spacer, No Custom Grille, 7/8", Traditional (2W2H)

**2: Non-Standard Size Non-Standard Size Right Casement**

**Frame Size:** 19 1/4 X 39 1/2

**General Information:** No Package, Without Hinged Glass Panel, Clad, Pine, 5", 3 11/16"

**Exterior Color / Finish:** Standard Enduraclad, Black

**Interior Color / Finish:** Prefinished White Paint Interior

**Glass:** Insulated Low-E Advanced Low-E Insulating Glass Argon Non High Altitude

**Hardware Options:** Wash Hinge Hardware, Fold-Away Crank, White, No Window Opening Control Device, No Limited Opening Hardware, No Integrated Sensor

**Screen:** Full Screen, White, InView™

**Performance Information:** U-Factor 0.29, SHGC 0.25, VLT 0.47, CPD PEL-N-14-00679-00001, Performance Class LC, PG 50, Calculated Positive DP Rating 50, Calculated Negative DP Rating 50, Year Rated 08|11, STC 25, OITC 22, Clear Opening Width 9.5, Clear Opening Height 35.375, Clear Opening Area 2.333767, Egress Does not meet typical United States egress, but may comply with local code requirements

**Grille:** SDL w/Spacer, No Custom Grille, 7/8", Traditional (2W2H)

**Vertical Mull 1:** FactoryMull, Standard Joining Mullion, Mull Design Pressure- 20, Overall Thru Direction- Vertical

**Wrapping Information:** No Exterior Trim, 3 11/16", 5", Factory Applied, Pella Recommended Clearance, Perimeter Length = 156".

Frame Size: 38.5" X 39.5"

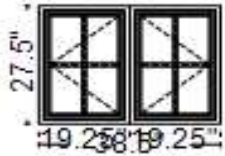
RIW8212 - Steel Casement Removal	Qty	1
RIW6211 - Additional Unit within same opening over 96 united inches	Qty	1
RIW5210 - Full Tear Out Installation - Single Unit < 96UI	Qty	1

Line #	Location:	Attributes	Item Price	Qty	Ext'd Price
--------	-----------	------------	------------	-----	-------------

35 Primary bed

**Lifestyle, 2-Wide Casement, 38.5 X 27.5, Without HGP, Black**

\$3,181.90 1 \$3,181.90



PK #  
2157

Viewed From Exterior

**1: Non-Standard Size Non-Standard Size Left Casement**

**Frame Size:** 19 1/4 X 27 1/2

**General Information:** No Package, Without Hinged Glass Panel, Clad, Pine, 5", 3 11/16"

**Exterior Color / Finish:** Standard Enduraclad, Black

**Interior Color / Finish:** Prefinished White Paint Interior

**Glass:** Insulated Low-E Advanced Low-E Insulating Glass Argon Non High Altitude

**Hardware Options:** Wash Hinge Hardware, Fold-Away Crank, White, No Window Opening Control Device, No Limited Opening Hardware, No Integrated Sensor

**Screen:** Full Screen, White, InView™

**Performance Information:** U-Factor 0.29, SHGC 0.25, VLT 0.47, CPD PEL-N-14-00679-00001, Performance Class LC, PG 50, Calculated Positive DP Rating 50, Calculated Negative DP Rating 50, Year Rated 08|11, STC 25, OITC 22, Clear Opening Width 9.5, Clear Opening Height 23.375, Clear Opening Area 1.542101, Egress Does not meet typical United States egress, but may comply with local code requirements

**Grille:** SDL w/Spacer, No Custom Grille, 7/8", Traditional (2W2H)

**2: Non-Standard Size Non-Standard Size Right Casement**

**Frame Size:** 19 1/4 X 27 1/2

**General Information:** No Package, Without Hinged Glass Panel, Clad, Pine, 5", 3 11/16"

**Exterior Color / Finish:** Standard Enduraclad, Black

**Interior Color / Finish:** Prefinished White Paint Interior

**Glass:** Insulated Low-E Advanced Low-E Insulating Glass Argon Non High Altitude

**Hardware Options:** Wash Hinge Hardware, Fold-Away Crank, White, No Window Opening Control Device, No Limited Opening Hardware, No Integrated Sensor

**Screen:** Full Screen, White, InView™

**Performance Information:** U-Factor 0.29, SHGC 0.25, VLT 0.47, CPD PEL-N-14-00679-00001, Performance Class LC, PG 50, Calculated Positive DP Rating 50, Calculated Negative DP Rating 50, Year Rated 08|11, STC 25, OITC 22, Clear Opening Width 9.5, Clear Opening Height 23.375, Clear Opening Area 1.542101, Egress Does not meet typical United States egress, but may comply with local code requirements

**Grille:** SDL w/Spacer, No Custom Grille, 7/8", Traditional (2W2H)

**Vertical Mull 1:** FactoryMull, Standard Joining Mullion, Mull Design Pressure- 20, Overall Thru Direction- Vertical

**Wrapping Information:** No Exterior Trim, 3 11/16", 5", Factory Applied, Pella Recommended Clearance, Perimeter Length = 132".

Frame Size: 38.5" X 27.5"

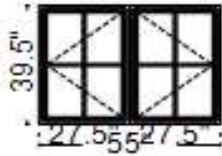
RIW8212 - Steel Casement Removal	Qty	1
RIW6211 - Additional Unit within same opening over 96 united inches	Qty	1
RIW5210 - Full Tear Out Installation - Single Unit < 96UI	Qty	1

Line #	Location:	Attributes	Item Price	Qty	Ext'd Price
--------	-----------	------------	------------	-----	-------------

40 Bedroom 1

**Lifestyle, 2-Wide Casement, 55 X 39.5, Without HGP, Black**

\$3,700.50 1 \$3,700.50



PK #  
2157

Viewed From Exterior

**1: Non-Standard Size Non-Standard Size Left Casement**

**Frame Size:** 27 1/2 X 39 1/2

**General Information:** No Package, Without Hinged Glass Panel, Clad, Pine, 5", 3 11/16"

**Exterior Color / Finish:** Standard Enduraclad, Black

**Interior Color / Finish:** Prefinished White Paint Interior

**Glass:** Insulated Low-E Advanced Low-E Insulating Glass Argon Non High Altitude

**Hardware Options:** Wash Hinge Hardware, Fold-Away Crank, White, No Window Opening Control Device, No Limited Opening Hardware, No Integrated Sensor

**Screen:** Full Screen, White, InView™

**Performance Information:** U-Factor 0.29, SHGC 0.25, VLT 0.47, CPD PEL-N-14-00679-00001, Performance Class LC, PG 50, Calculated Positive DP Rating 50, Calculated Negative DP Rating 50, Year Rated 08|11, STC 25, OITC 22, Clear Opening Width 17.75, Clear Opening Height 35.375, Clear Opening Area 4.36046, Egress Does not meet typical United States egress, but may comply with local code requirements

**Grille:** SDL w/Spacer, No Custom Grille, 7/8", Traditional (2W2H)

**2: Non-Standard Size Non-Standard Size Right Casement**

**Frame Size:** 27 1/2 X 39 1/2

**General Information:** No Package, Without Hinged Glass Panel, Clad, Pine, 5", 3 11/16"

**Exterior Color / Finish:** Standard Enduraclad, Black

**Interior Color / Finish:** Prefinished White Paint Interior

**Glass:** Insulated Low-E Advanced Low-E Insulating Glass Argon Non High Altitude

**Hardware Options:** Wash Hinge Hardware, Fold-Away Crank, White, No Window Opening Control Device, No Limited Opening Hardware, No Integrated Sensor

**Screen:** Full Screen, White, InView™

**Performance Information:** U-Factor 0.29, SHGC 0.25, VLT 0.47, CPD PEL-N-14-00679-00001, Performance Class LC, PG 50, Calculated Positive DP Rating 50, Calculated Negative DP Rating 50, Year Rated 08|11, STC 25, OITC 22, Clear Opening Width 17.75, Clear Opening Height 35.375, Clear Opening Area 4.36046, Egress Does not meet typical United States egress, but may comply with local code requirements

**Grille:** SDL w/Spacer, No Custom Grille, 7/8", Traditional (2W2H)

**Vertical Mull 1:** FactoryMull, Standard Joining Mullion, Mull Design Pressure- 20, Overall Thru Direction- Vertical

**Wrapping Information:** No Exterior Trim, 3 11/16", 5", Factory Applied, Pella Recommended Clearance, Perimeter Length = 189".

Frame Size: 55" X 39.5"

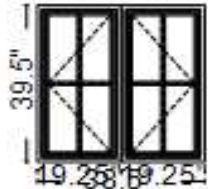
RIW8212 - Steel Casement Removal	Qty	1
RIW6211 - Additional Unit within same opening over 96 united inches	Qty	1
RIW5210 - Full Tear Out Installation - Single Unit < 96UI	Qty	1

Line #	Location:	Attributes	Item Price	Qty	Ext'd Price
--------	-----------	------------	------------	-----	-------------

45 Bedroom 2

**Lifestyle, 2-Wide Casement, 38.5 X 39.5, Without HGP, Black**

\$3,493.06 2 \$6,986.12



Viewed From Exterior

PK #  
2157

**1: Non-Standard Size Non-Standard Size Left Casement**

**Frame Size:** 19 1/4 X 39 1/2

**General Information:** No Package, Without Hinged Glass Panel, Clad, Pine, 5", 3 11/16"

**Exterior Color / Finish:** Standard Enduraclad, Black

**Interior Color / Finish:** Prefinished White Paint Interior

**Glass:** Insulated Low-E Advanced Low-E Insulating Glass Argon Non High Altitude

**Hardware Options:** Wash Hinge Hardware, Fold-Away Crank, White, No Window Opening Control Device, No Limited Opening Hardware, No Integrated Sensor

**Screen:** Full Screen, White, InView™

**Performance Information:** U-Factor 0.29, SHGC 0.25, VLT 0.47, CPD PEL-N-14-00679-00001, Performance Class LC, PG 50, Calculated Positive DP Rating 50, Calculated Negative DP Rating 50, Year Rated 08|11, STC 25, OITC 22, Clear Opening Width 9.5, Clear Opening Height 35.375, Clear Opening Area 2.333767, Egress Does not meet typical United States egress, but may comply with local code requirements

**Grille:** SDL w/Spacer, No Custom Grille, 7/8", Traditional (2W2H)

**2: Non-Standard Size Non-Standard Size Right Casement**

**Frame Size:** 19 1/4 X 39 1/2

**General Information:** No Package, Without Hinged Glass Panel, Clad, Pine, 5", 3 11/16"

**Exterior Color / Finish:** Standard Enduraclad, Black

**Interior Color / Finish:** Prefinished White Paint Interior

**Glass:** Insulated Low-E Advanced Low-E Insulating Glass Argon Non High Altitude

**Hardware Options:** Wash Hinge Hardware, Fold-Away Crank, White, No Window Opening Control Device, No Limited Opening Hardware, No Integrated Sensor

**Screen:** Full Screen, White, InView™

**Performance Information:** U-Factor 0.29, SHGC 0.25, VLT 0.47, CPD PEL-N-14-00679-00001, Performance Class LC, PG 50, Calculated Positive DP Rating 50, Calculated Negative DP Rating 50, Year Rated 08|11, STC 25, OITC 22, Clear Opening Width 9.5, Clear Opening Height 35.375, Clear Opening Area 2.333767, Egress Does not meet typical United States egress, but may comply with local code requirements

**Grille:** SDL w/Spacer, No Custom Grille, 7/8", Traditional (2W2H)

**Vertical Mull 1:** FactoryMull, Standard Joining Mullion, Mull Design Pressure- 20, Overall Thru Direction- Vertical

**Wrapping Information:** No Exterior Trim, 3 11/16", 5", Factory Applied, Pella Recommended Clearance, Perimeter Length = 156".

Frame Size: 38.5" X 39.5"

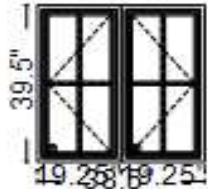
RIW8212 - Steel Casement Removal	Qty	1
RIW6211 - Additional Unit within same opening over 96 united inches	Qty	1
RIW5210 - Full Tear Out Installation - Single Unit < 96UI	Qty	1

Line #	Location:	Attributes	Item Price	Qty	Ext'd Price
--------	-----------	------------	------------	-----	-------------

50 Bath 1

**Lifestyle, 2-Wide Casement, 38.5 X 39.5, Without HGP, Black**

\$3,843.42 1 \$3,843.42



Viewed From Exterior

PK #  
2157

**1: Non-Standard Size Non-Standard Size Left Casement**

**Frame Size:** 19 1/4 X 39 1/2

**General Information:** No Package, Without Hinged Glass Panel, Clad, Pine, 5", 3 11/16"

**Exterior Color / Finish:** Standard Enduraclad, Black

**Interior Color / Finish:** Prefinished White Paint Interior

**Glass:** Insulated Tempered Low-E Advanced Low-E Insulating Glass Argon Non High Altitude

**Hardware Options:** Wash Hinge Hardware, Fold-Away Crank, White, No Window Opening Control Device, No Limited Opening Hardware, No Integrated Sensor

**Screen:** Full Screen, White, InView™

**Performance Information:** U-Factor 0.29, SHGC 0.25, VLT 0.46, CPD PEL-N-14-00687-00001, Performance Class LC, PG 50, Calculated Positive DP Rating 50, Calculated Negative DP Rating 50, Year Rated 08|11, STC 25, OITC 22, Clear Opening Width 9.5, Clear Opening Height 35.375, Clear Opening Area 2.333767, Egress Does not meet typical United States egress, but may comply with local code requirements

**Grille:** SDL w/Spacer, No Custom Grille, 7/8", Traditional (2W2H)

**2: Non-Standard Size Non-Standard Size Right Casement**

**Frame Size:** 19 1/4 X 39 1/2

**General Information:** No Package, Without Hinged Glass Panel, Clad, Pine, 5", 3 11/16"

**Exterior Color / Finish:** Standard Enduraclad, Black

**Interior Color / Finish:** Prefinished White Paint Interior

**Glass:** Insulated Tempered Low-E Advanced Low-E Insulating Glass Argon Non High Altitude

**Hardware Options:** Wash Hinge Hardware, Fold-Away Crank, White, No Window Opening Control Device, No Limited Opening Hardware, No Integrated Sensor

**Screen:** Full Screen, White, InView™

**Performance Information:** U-Factor 0.29, SHGC 0.25, VLT 0.46, CPD PEL-N-14-00687-00001, Performance Class LC, PG 50, Calculated Positive DP Rating 50, Calculated Negative DP Rating 50, Year Rated 08|11, STC 25, OITC 22, Clear Opening Width 9.5, Clear Opening Height 35.375, Clear Opening Area 2.333767, Egress Does not meet typical United States egress, but may comply with local code requirements

**Grille:** SDL w/Spacer, No Custom Grille, 7/8", Traditional (2W2H)

**Vertical Mull 1:** FactoryMull, Standard Joining Mullion, Mull Design Pressure- 20, Overall Thru Direction- Vertical

**Wrapping Information:** No Exterior Trim, 3 11/16", 5", Factory Applied, Pella Recommended Clearance, Perimeter Length = 156".

Frame Size: 38.5" X 39.5"

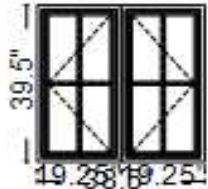
<b>RIW8212 - Steel Casement Removal</b>	Qty	1
<b>RIW6211 - Additional Unit within same opening over 96 united inches</b>	Qty	1
<b>RIW5210 - Full Tear Out Installation - Single Unit &lt; 96UI</b>	Qty	1

Line #	Location:	Attributes	Item Price	Qty	Ext'd Price
--------	-----------	------------	------------	-----	-------------

55 Bath 2

**Lifestyle, 2-Wide Casement, 38.5 X 39.5, Without HGP, Black**

\$3,493.06 1 \$3,493.06



Viewed From Exterior

PK #  
2157

**1: Non-Standard Size Non-Standard Size Left Casement**

**Frame Size:** 19 1/4 X 39 1/2

**General Information:** No Package, Without Hinged Glass Panel, Clad, Pine, 5", 3 11/16"

**Exterior Color / Finish:** Standard Enduraclad, Black

**Interior Color / Finish:** Prefinished White Paint Interior

**Glass:** Insulated Low-E Advanced Low-E Insulating Glass Argon Non High Altitude

**Hardware Options:** Wash Hinge Hardware, Fold-Away Crank, White, No Window Opening Control Device, No Limited Opening Hardware, No Integrated Sensor

**Screen:** Full Screen, White, InView™

**Performance Information:** U-Factor 0.29, SHGC 0.25, VLT 0.47, CPD PEL-N-14-00679-00001, Performance Class LC, PG 50, Calculated Positive DP Rating 50, Calculated Negative DP Rating 50, Year Rated 08|11, STC 25, OITC 22, Clear Opening Width 9.5, Clear Opening Height 35.375, Clear Opening Area 2.333767, Egress Does not meet typical United States egress, but may comply with local code requirements

**Grille:** SDL w/Spacer, No Custom Grille, 7/8", Traditional (2W2H)

**2: Non-Standard Size Non-Standard Size Right Casement**

**Frame Size:** 19 1/4 X 39 1/2

**General Information:** No Package, Without Hinged Glass Panel, Clad, Pine, 5", 3 11/16"

**Exterior Color / Finish:** Standard Enduraclad, Black

**Interior Color / Finish:** Prefinished White Paint Interior

**Glass:** Insulated Low-E Advanced Low-E Insulating Glass Argon Non High Altitude

**Hardware Options:** Wash Hinge Hardware, Fold-Away Crank, White, No Window Opening Control Device, No Limited Opening Hardware, No Integrated Sensor

**Screen:** Full Screen, White, InView™

**Performance Information:** U-Factor 0.29, SHGC 0.25, VLT 0.47, CPD PEL-N-14-00679-00001, Performance Class LC, PG 50, Calculated Positive DP Rating 50, Calculated Negative DP Rating 50, Year Rated 08|11, STC 25, OITC 22, Clear Opening Width 9.5, Clear Opening Height 35.375, Clear Opening Area 2.333767, Egress Does not meet typical United States egress, but may comply with local code requirements

**Grille:** SDL w/Spacer, No Custom Grille, 7/8", Traditional (2W2H)

**Vertical Mull 1:** FactoryMull, Standard Joining Mullion, Mull Design Pressure- 20, Overall Thru Direction- Vertical

**Wrapping Information:** No Exterior Trim, 3 11/16", 5", Factory Applied, Pella Recommended Clearance, Perimeter Length = 156".

Frame Size: 38.5" X 39.5"

<b>RIW8212 - Steel Casement Removal</b>	Qty	1
<b>RIW6211 - Additional Unit within same opening over 96 united inches</b>	Qty	1
<b>RIW5210 - Full Tear Out Installation - Single Unit &lt; 96UI</b>	Qty	1

Line #	Location:	Attributes	Item Price	Qty	Ext'd Price
60	Set Up haul away	<b>RPSET202 - Retail INSTALL for 1000+</b>	\$706.74	1	\$706.74

RETFUEL1 - Fuel Surcharge Qty 1  
 RIWLSF11 - Pre-1978 Lead test Qty 1

Line #	Location:	Attributes	Item Price	Qty	Ext'd Price
65	Paint jamb	<b>PMPAINT10 - Paint Extension Jambs for Full Tear Out</b>	\$84.14	12	\$1,009.68

Thank You For Purchasing Pella® Products

---

**PELLA WARRANTY:**

Pella products are covered by Pella's limited warranties in effect at the time of sale. All applicable product warranties are incorporated into and become a part of this contract. Please see the warranties for complete details, taking special note of the two important notice sections regarding installation of Pella products and proper management of moisture within the wall system. Neither Pella Corporation nor the Seller will be bound by any other warranty unless specifically set out in this contract. However, Pella Corporation will not be liable for branch warranties which create obligations in addition to or obligations which are inconsistent with Pella written warranties.

Clear opening (egress) information does not take into consideration the addition of a Rolscreen [or any other accessory] to the product. You should consult your local building code to ensure your Pella products meet local egress requirements.

Per the manufacturer's limited warranty, unfinished mahogany exterior windows and doors must be finished upon receipt prior to installing and refinished annually, thereafter. Variations in wood grain, color, texture or natural characteristics are not covered under the limited warranty.

INSYNCTIVE PRODUCTS: In addition, Pella Insynctive Products are covered by the Pella Insynctive Products Software License Agreement and Pella Insynctive Products Privacy Policy in effect at the time of sale, which can be found at [Insynctive.pella.com](https://www.pella.com). By installing or using Your Insynctive Products you are acknowledging the Insynctive Software Agreement and Privacy Policy are part of the terms of sale.

Notice of Collection of Personal Information: We may collect your personal information when you interact with us. Under the California Consumer Privacy Act (CCPA), California residents have specific rights to request this information, request to delete this information, and opt out of the sharing or sale of this information to third parties. To learn more about our collection practices and your rights under the CCPA please visit our link <https://www.pella.com/california-rights-policy/> at [pella.com](https://www.pella.com).

**ARBITRATION AND CLASS ACTION WAIVER ("ARBITRATION AGREEMENT")**

**YOU and Pella and its subsidiaries and the Pella Branded Distributor AGREE TO ARBITRATE DISPUTES ARISING OUT OF OR RELATING TO YOUR PELLA PRODUCTS (INCLUDES PELLA GOODS AND PELLA SERVICES) AND WAIVE THE RIGHT TO HAVE A COURT OR JURY DECIDE DISPUTES. YOU WAIVE ALL RIGHTS TO PROCEED AS A MEMBER OR REPRESENTATIVE OF A CLASS ACTION, INCLUDING CLASS ARBITRATION, REGARDING DISPUTES ARISING OUT OF OR RELATING TO YOUR PELLA PRODUCTS.** You may opt out of this Arbitration Agreement by providing notice to Pella no later than ninety (90) calendar days from the date You purchased or otherwise took ownership of Your Pella Goods. To opt out, You must send notice by e-mail to [pellawebsupport@pella.com](mailto:pellawebsupport@pella.com), with the subject line: "Arbitration Opt Out" or by calling (877) 473-5527. Opting out of the Arbitration Agreement will not affect the coverage provided by any applicable limited warranty pertaining to Your Pella Products. For complete information, including the full terms and conditions of this Arbitration Agreement, which are incorporated herein by reference, please visit [www.pella.com/arbitration](https://www.pella.com/arbitration) or e-mail to [pellawebsupport@pella.com](mailto:pellawebsupport@pella.com), with the subject line: "Arbitration Details" or call (877) 473-5527. D'ARBITRAGE ET RENONCIATION AU RECOURS COLLECTIF ("convention d'arbitrage") EN FRANÇAIS SEE [PELLA.COM/ARBITRATION](https://www.pella.com/arbitration). DE ARBITRAJE Y RENUNCIA COLECTIVA ("acuerdo de arbitraje") EN ESPAÑOL VER [PELLA.COM/ARBITRATION](https://www.pella.com/arbitration).

Seller shall not be held liable for failure or delay in the performance of its obligations under this Agreement, if such performance is hindered or delayed by the occurrence of an act or event beyond the Seller's reasonable control (force majeure event), including but not limited to earthquakes, unusually severe weather and other Acts of God, fire, strikes and labor unrest, epidemics, riots, war, civil unrest, and government interventions. Seller shall give timely notice of a force majeure event and take such reasonable action to mitigate the impacts of such an event.

Product Performance Information:

U-Factor, Solar Heat Gain Coefficient (SHGC), and Visible Light Transmittance (VLT) are certified by the National Fenestration Rating Council (NFRC). Manufacturer stipulates that these ratings conform to applicable NFRC procedures for determining whole product performance. NFRC ratings are determined for

a fixed set of environmental conditions and a specific product size. NFRC does not recommend any products and does not warrant the suitability of any product for any specific use.

Design Pressure (DP), Performance Class, and Performance Grade (PG) are certified by a third party organization, in many cases the Window and Door Manufacturers Association (WDMA). The certification requires the performance of at least one product of the product line to be tested in accordance with the applicable performance standards and verified by an independent party. The certification indicates that the product(s) of the product line passed the applicable tests. The certification does not apply to mulled and/or product combinations unless noted. Actual product results will vary and change over the products life.

For more performance information along with information on Florida Product Approval System (FPAS) Number and Texas Dept. of Insurance (TDI) number go to [www.pella.com/performance](http://www.pella.com/performance).

Including during the construction period, casement windows should never be left open and unlocked for prolong periods or during high wind conditions to avoid sash detachment/damage.

Actual sizes tested for documented STC and OITC ratings may vary from the ASTM E 1425 sizes to better represent Pella product offering.

STC and OITC ratings shown may be conservatively based on products tested with thinner panes of glass.

STC and OITC ratings may be from test results from an equivalent product.

## **Pella Mid-Atlantic, Inc.**

### QUOTE:

Due to unprecedented volatility in the market, home improvement materials pricing, due in part to supply chain shortages of resin, metals and other items, this quote is subject to change based on increases from Pella Corporation and our other suppliers. In turn, The quoted price is valid for 7 days. As a valued customer we will do our very best to honor the original pricing but based on circumstances out of our control, this may not be always possible. The seller will not be responsible for delays due to labor troubles, fire, accidents, transportation, or other causes beyond its control.

**Project Checklist has been reviewed**

<b>Order Totals</b>	
Taxable Subtotal	\$36,566.43
Sales Tax @ 0%	\$0.00
Non-taxable Subtotal	\$12,440.40
<b>Total</b>	<b>\$49,006.83</b>
<b>Deposit Received</b>	<b>\$0.00</b>
<b>Amount Due</b>	<b>\$49,006.83</b>

Customer Name (Please print)

Pella Sales Rep Name (Please print)

Customer Signature

Pella Sales Rep Signature

Date

Date

Credit Card Approval Signature